

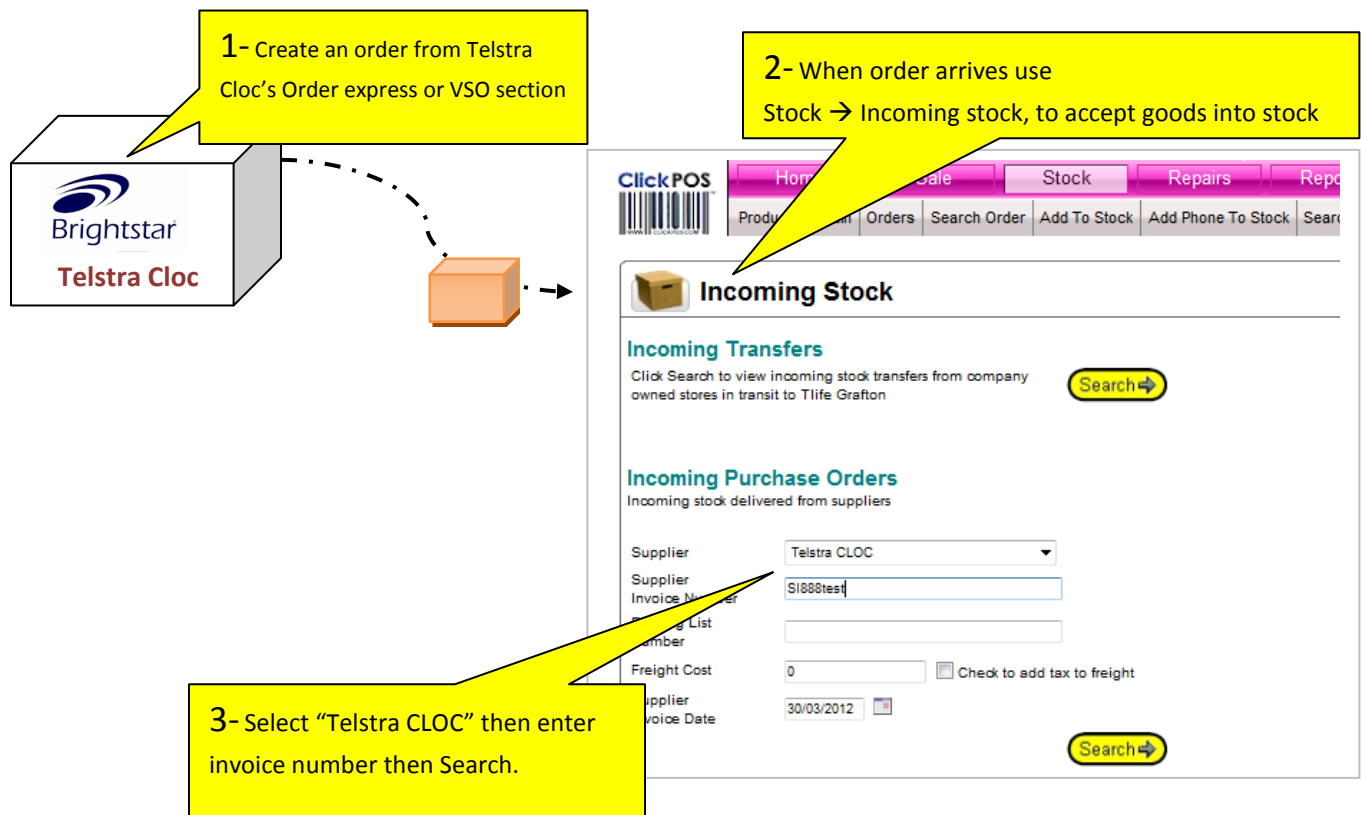
Incoming stock- Brightstar dispatch files

Document created	March 30, 2012
File name	Stock-Incoming Stock from Telstra Cloc VSO
Intended ordinance	Australian Telstra dealers buying from Brightstar's web ordering system.

Usage

ClickPOS includes functions to accept electronic dispatch file sent by Brightstar when you shop online at Order Express or VSO, a Purchase order is created automatically in ClickPOS.

Once the Brightstar ships the goods, an electronic dispatch file is sent through to ClickPOS's Incoming stock screen. The file contains details about the product and its serialized numbers. When goods arrive, use the Dispatch file button to accept goods instantly into stock.



ClickPOS **Home** **Sale** **Stock** **Repairs** **Reports** **Accounts** **Maintain** **Ca**

Product Maintain Orders Search Order Add To Stock Add Phone To Stock Search Stock Incoming Transfer Change Prices Faulty

Incoming Stock

Order ID: [24616](#) Ordered By: Tlife Ordered Date: 16/11/2011 Required By: 16/11/2011 Supplier Order Number: 982

Description	Barcode	Sup.Prod.Code	Ord. Qty	Rec.Qty	Tot Qty Received	Unit Price	Total	Tick	Dispatch Products Recieved	Import Qty	
\$2 Pre Paid Starter Kit	9316423008419	114929	100	0	0	\$0.00	\$0.00	<input type="checkbox"/>		0	<input type="button" value="Receive Dispatch File..."/> Add Manually
Notes: VSO IMPORT											
Pre Paid Micro Sim Apple iPad	9316423003476	114499	4	0	0	\$32.50	\$130.00	<input type="checkbox"/>		0	Add Manually
Notes: VSO IMPORT											
Pre Paid Telstra Micro Sim Starter Kit \$30			1	0	0	\$30.00	\$30.00	<input type="checkbox"/>		0	Add Manually
Notes: VSO IMPORT											
Pre Paid Telstra Starter Kit \$2		114929	100	0	0	\$0.00	\$0.00	N/A		0	Add Manually
Notes: VSO IMPORT											
Samsung Galaxy Ace (S5830T)			1	0	0	\$3.00	\$3.00	N/A		0	Add Manually
Notes: VSO IMPORT											
Total			1	1	1					1	

4- Find the order then click **Receive dispatch file, to view the content of delivery then accept into stock**

Barcode scanning option
If you prefer to scan the barcodes/imei numbers, then use the **Add Manually**

Dispatch Records For Supplier Number: 9826754 - Windows Internet Explorer

<input checked="" type="checkbox"/>	Order Line Id	Sup Prod Code	Serial Number	Customer Order No	Quantity	Is record imported
<input checked="" type="checkbox"/>	148	114499	786259 786259 786259 786259	9826754	4	No
<input checked="" type="checkbox"/>	149	115050	3597900400 3597900400	9826754	2	No

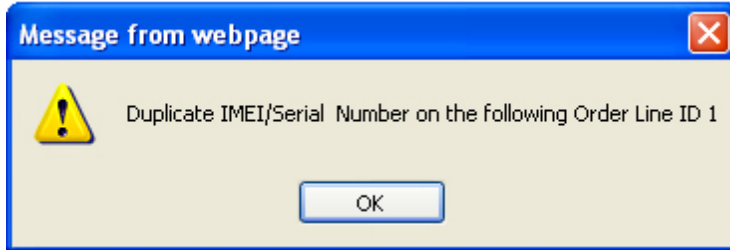
5- Tick items by matching actual count against this dispatch record.

6- Click to accept into Stock.

To receive files dispatch files automatically you must apply via filling the Agreement form then email to Brightstar VSO.AUS.Support@Brightstarcorp.com and ClickPOS vso@clickpos.com

Troubleshooting Error Codes

Duplicate IMEI/Serial Number on the following Order Line ID (x)

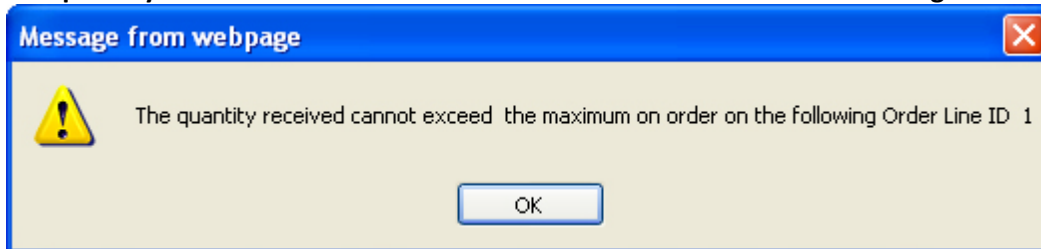


This error indicated that the IMEI or Serial you are trying to receive on the indicated Order Line ID is already in stock.

This could indicate that the stock has already been received.

In this event you will need to revert back to a manual receiving method.

The quantity received cannot exceed the maximum on order on the following Order Line ID (x)



This error indicates that you are trying to add more inventory than is stipulated on the original VSO order.

Double check your original order as well as the packing or supplier invoice for consistency.